



## Drawer Front Styles


\*\*\*Drawer front grain is horizontal on slab drawer fronts and 5 piece drawer front panels unless otherwise requested (except edgebanded veneer and v-groove drawer fronts which are standard vertical grain).\*\*\*



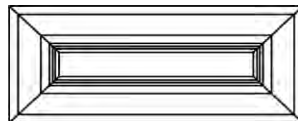
**Slab Drawer Front**  
Single Piece




**5-piece Cope & Stick**  
Stile and Rail width matches doors



**5-Piece Cope & Stick - Reduced**  
Rails only are reduced in height to 1-5/8". Stile width matches doors.



**5-piece Mitered**  
Stiles and Rails are equal width.



**Combination Frame Reduced**  
Outside edge is OE5. Stiles have IE2 inside edge and are 2-3/8" wide. Rails have MW\_-D inside edge and are 1-5/8" wide.

### MW\_-D Rails

(Select rail detail from reduced frames for Mitered Drawer Fronts)