
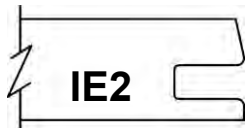
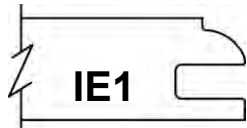
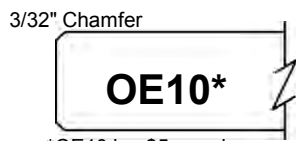


**Cope & Stick Inside Edge Profiles**



\*IE51 and IE52 are 1" Frame Profiles.  
+30% per sq. ft. and 10 day lead time.

**Cope and Stick, Combination Frame and Veneer Outside Edge Profiles**



\*OE10 is +\$5 per piece



\*OE12 is +\$8 per door



\*OE-ABD is +\$10 per sq. ft.  
and is available only on  
slab drawer fronts



All profiles are shown smaller than actual size.

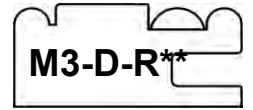
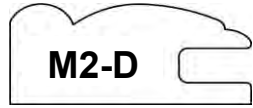
Orders and Information: 866-585-7623 or 512-352-6355

FAX: 512-853-4077

**Mitered Frame Profile Options**

M# designation is 2-3/8" wide mitered profile.

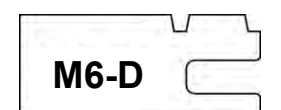
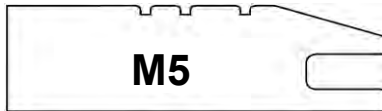
M#-D designation is a 1-5/8" wide drawer front profile. MW# designation is 3-1/8" wide mitered profile.



\*\* Applied Rope Molding is +\$10 per door/drawer front square foot



**Suggested  
Drawer Front -  
M3-D**



**Suggested  
Drawer Front -  
M2-D**



**Suggested  
Drawer Front -  
Slab with OE12**

\*M9 is +\$8 per door.



All profiles are shown smaller than actual size.

Orders and Information: 866-585-7623 or 512-352-6355

FAX: 512-853-4077

### Mitered Frame Profile Options

M# designation is 2-3/8" wide mitered profile.

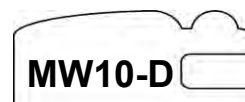
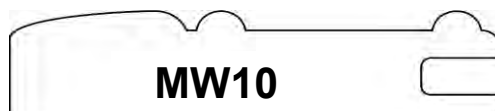
M#-D designation is a 1-5/8" wide drawer front profile. MW# designation is 3-1/8" wide mitered profile.



Suggested  
Drawer Front -  
Slab with OE5



\*\* Applied Rope Molding is +\$10 per door/drawer front square foot



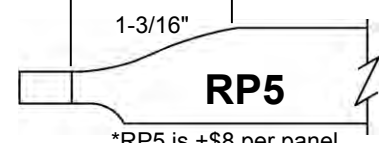
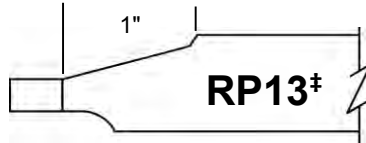
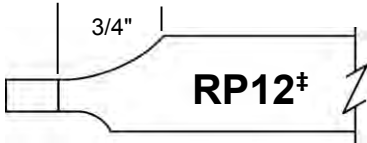
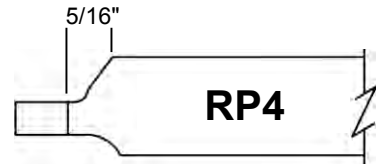
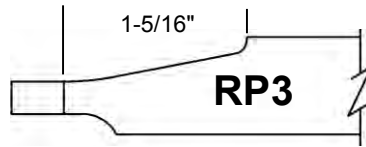
All profiles are shown smaller than actual size.

Orders and Information: 866-585-7623 or 512-352-6355

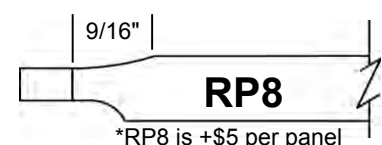
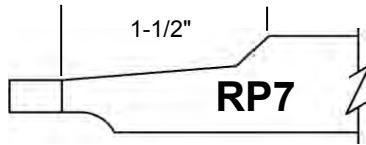
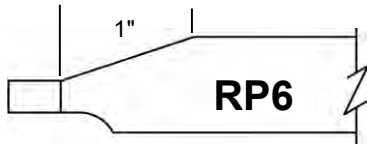
FAX: 512-853-4077

## Panels

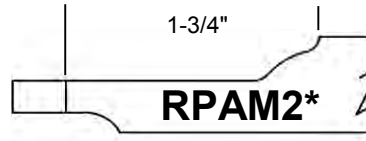

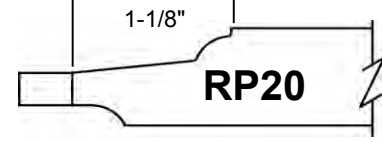
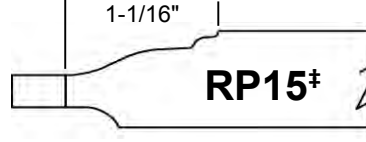

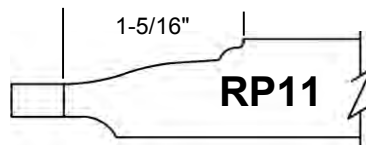

(Noted panel reveal is approximate and can vary due to expansion/contraction)



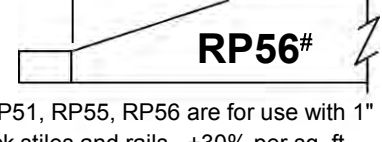
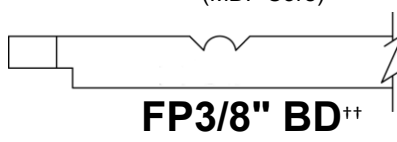


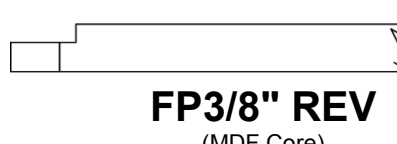

\*RP5 is +\$8 per panel



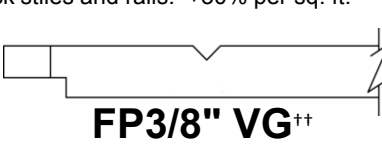
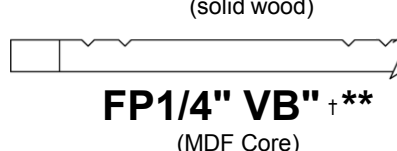
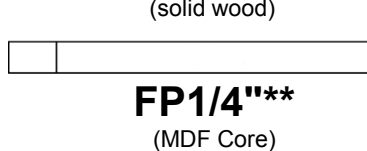
\*RP8 is +\$5 per panel



\*RPAM1 and RPAM2 are for use on Inside Applied Molding Doors.  
Reveal will vary depending on which applied molding is added



<sup>#</sup>RP51, RP55, RP56 are for use with 1" thick stiles and rails. +30% per sq. ft.



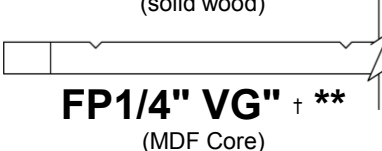
<sup>††</sup>FP3/8 VG and FP3/8 BD are +\$5 per square foot.

Grooves and beads are centered on panel and 2" apart on center.

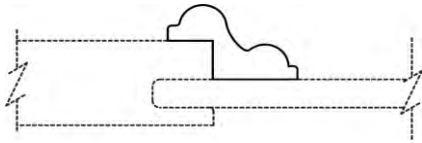
<sup>\*\*</sup>Sound back is standard on 1/4" panels. Back material may not match face. For matching back order 3/8" panel or call for quote on 1/4" panel with matching back.

<sup>†</sup>FP1/4" VB and FP1/4" VG are +\$2.50 per square foot. Grooves and beads are centered on panel. FP1/4VB grooves are 1-1/2" apart on center. FP1/4VG grooves are 2" apart on center.

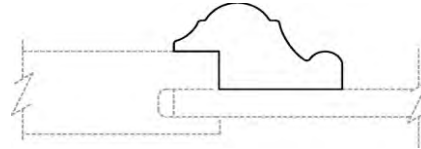
<sup>‡</sup>Reduced panel reveal on these panel profiles allows for reduced door/drawer front height.



### Inside Edge Applied Moldings



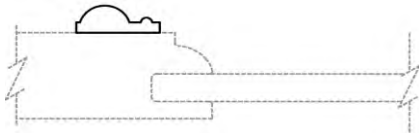
**AIM1** (1-1/16" wide)



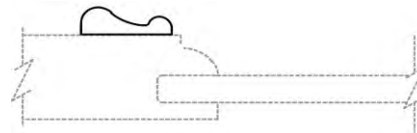
**AIM2** (1-3/8" wide)

Inside edge applied moldings are available on cope and stick door styles using FP3/8", RPAM1 or RPAM2 and any outside edge. See applied molding pricing page for details.

### Face Applied Moldings



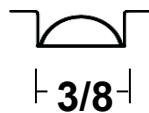
**AFM1** (11/16" wide)



**AFM2** (3/4" wide)

Face applied moldings are available on cope and stick door styles with any inside, panel and outside edge profile and on mitered door with select details. See applied molding pricing for for more information.

### Applied Rope Molding



3/8" wide applied rope molding is available on M3-R, MW5-R, MW7-R, M3-D-R, MW5-D-R and MW7-D-R. See applied molding pricing page for more information.

All profiles are shown smaller than actual size.

Orders and Information: **866-585-7623** or **512-352-6355**

FAX: **512-853-4077**